

Vi-CELL® XR Cell Viability Analyzer Integration with Biomek® NX^P

- Genomics
- Proteomics
- Cell Analysis
- Particle Characterization
- Centrifugation
- Lab Automation**
- Bioseparation
- Lab Tools

About the Vi-CELL XR

The Vi-CELL XR is an image-based cell viability analyzer from Beckman Coulter, Inc. The Vi-CELL XR utilizes the widely accepted trypan blue dye exclusion method to determine cellular viability. This method makes use of the difference in membrane permeability between live and dead cells. It includes a specialized automated liquid handling system that allows sample aspiration, reagent handling and subsequent instrument cleaning.




Using a Biomek Span-8 pod, the sample is aspirated from a plate well or tube and dispensed into the reservoir of the Vi-CELL XR ALP on the Biomek Span-8 deck. The sample is then drawn into the device and analyzed. Data in the form of viable cell counts is retrieved and stored with the original tube or plate well within the Biomek software. The Vi-CELL XR

Analyzer automatically washes the reservoir in preparation for the next sample. The Biomek can then continue with the next sample or task. The Biomek Gripper can perform lidding and delidding operations to preserve sample integrity.

Integration Overview

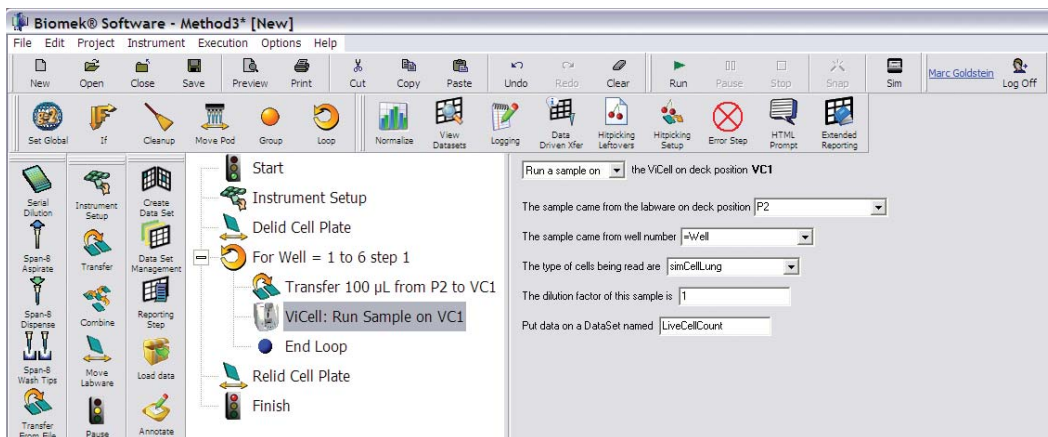
An integration consisting of custom software and hardware items has been designed to allow the Vi-CELL XR to be accessed by a Biomek Span-8 pod. When integrated with a Biomek, the Vi-CELL XR obtains samples from a small custom reservoir on a Vi-CELL XR ALP (Automated Labware Positioner).



Software Control

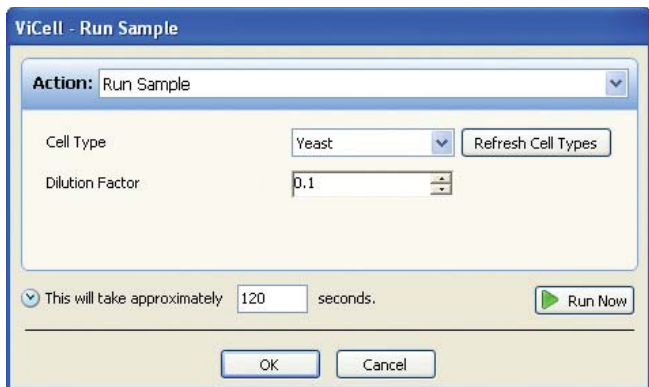
The Vi-CELL® XR integration includes a software module for use in Biomek® methods. This module appears as a standard Biomek step. It allows selection of parameters using traditional Biomek conventions, as well as the use of

variables to specify parameters, such as in which well the sample originates. Settings such as the cell type and dilution factor to be used may be specified from this intuitive interface.



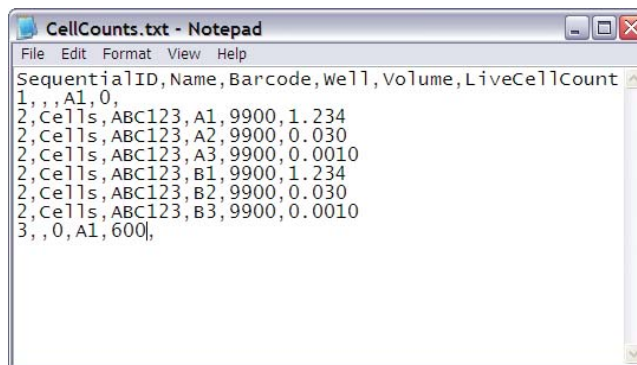
Manual Control

There is a manual control interface to allow control of the Vi-CELL XR directly outside of Biomek methods. It also can be run using the standard Vi-CELL XR software package.



Viability Data

Data in the form of viable cell counts in the original sample wells is reported back to the Biomek. This data can be tracked, used to direct subsequent pipetting operations, and reported upon using standard Biomek software tools.



Want to know more?

Please contact your local Beckman Coulter sales representative for availability and ordering information.

For research use only; not for use in diagnostic procedures.

Australia, Gladesville (61) 2 9844 6000 Canada, Mississauga (1) 905 819 1234 China, Beijing (86) 10 6515 6028
Czech Republic, Prague (420) 272 01 73 32 Eastern Europe, Middle East, North Africa, South West Asia: Switzerland, Nyon (41) 22 365 3707
France, Villepinte (33) 1 49 90 90 00 Germany, Krefeld (49) 2151 33 35 Hong Kong (852) 2814 7431 India, Mumbai (91) 22 3080 5101
Italy, Cassina de' Pecchi, Milan (39) 02 953921 Japan, Tokyo (81) 3 5530 8500 Korea, Seoul (82) 2 404 2146 Latin America (1) (305) 380 4709
Mexico, Mexico City (001) 52 55 9183 2800 Netherlands, Mijdrecht (31) 297 230630 Puerto Rico (787) 747 3335 Singapore (65) 6339 3633
South Africa/Sub-Saharan Africa, Johannesburg (27) 11 564 3203 Spain, Madrid (34) 91 3836080 Sweden, Bromma (46) 8 564 85 900
Switzerland, Nyon (41) 0800 850 810 Taiwan, Taipei (886) 2 2378 3456 Turkey, Istanbul (90) 216 309 1900 UK, High Wycombe (44) 01494 441181
USA, Brea, CA (1) 800 352 3433, (1) 714 993 5321